

Bourse aux livres – Appointment Scheduling


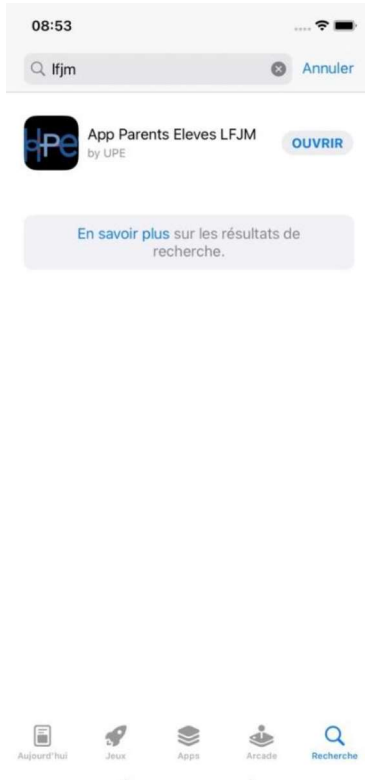
To avoid long waiting lines and facilitate the work of our volunteers, UPE kindly request that families who wish to deposit or purchase textbooks, book an appointment.

A mobile application has been specifically developed to allow the scheduling of appointments.

1. Installing the Application

Please follow these instructions to install “App Parents Elèves LFJM”, if you did not do so last year:

- Scan the relevant QR code below, or
- Type « LFJM » in the search bar of your phone store.



Once the app is installed, create your account.

- The following information will be requested : Last name, First Name, the username you want to use and your Email. We recommend using your email as your username.
- Choose your password.

Once your account is created :

- Login with your username/email and password to access the app

2- Application update

If you are not prompted to update by the application, please check that the latest version is installed.



- Type « LFJM » in the search bar of your phone store.
- Click on « Update »

You can then login with your username/email and password to access the app

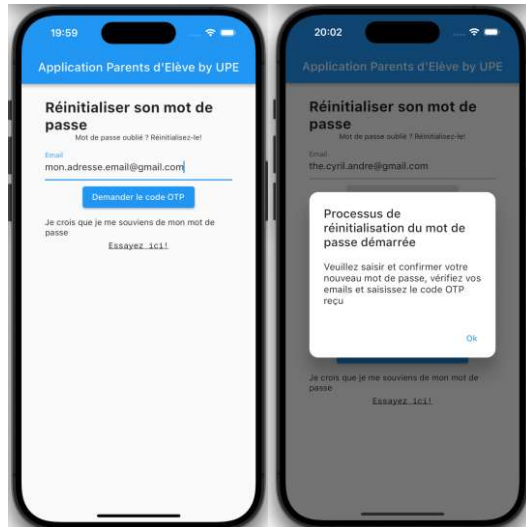
3- Forgotten Username and/or Password

If you have forgotten your Username and/or your password:

- Click on «Forgot Password?» on the Login page



- Enter the email used to create the account, and click on «Ask OTP». An email with a single-use OTP code will be sent to your email.




- Enter and confirm your new password
- Enter the OTP code received by email
- Click on « Reset password ».

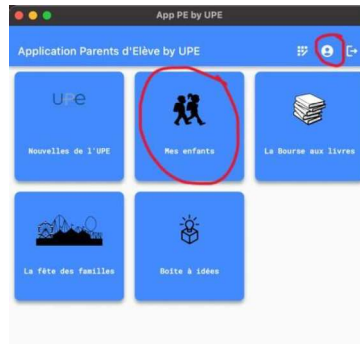


You can now login with your email and new password.

4- Information needed before booking an appointment

- Click on My Account icon 
- Fill in and/or check your phone number and your bank account IBAN number. UPE will transfer your sold books balance to this bank account.
- Save the information
- Click on the tile « My kids»

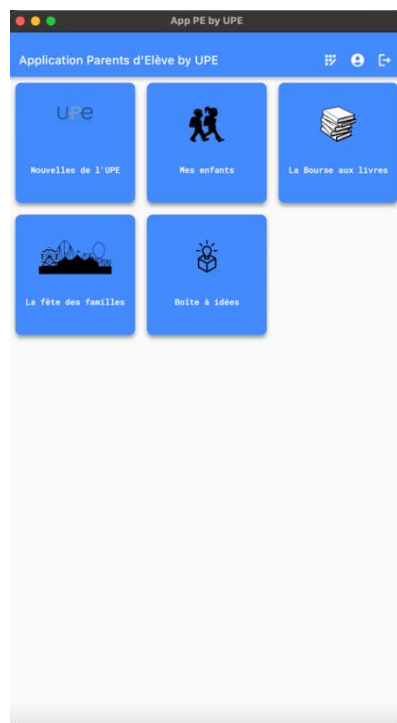
- Enter the first and last name of your children enrolled at LFJM
- Enter or Update their grade




5- Booking an appointment

Each family only needs one appointment to deposit the books, and one to purchase them.

- Click on the tile « Book Fair ».



- Click on the icon « Deposit » or « Purchase »  .



- Click on the appointment day in the calendar.
- Click on the appointment time of your choice.

Available slots appear in green, fully booked ones in red. Appointments are limited to 10 per 20 minutes slots.

The confirmed appointment slot will be displayed in blue, and you should receive a confirmation email.

If you need to cancel an appointment :

- Click on the confirmed blue appointment

It is canceled and turns back to green. Please note that there is no cancellation confirmation email.

You can then, if you wish so, book another appointment.

App PE by UPE

Bourse aux livres - Vente

Prendre rendez-vous pour mettre mes livres en dépôt.

< juin 2023 >

lun.	mar.	mer.	jeu.	ven.	sam.	dim.
19	20	21	22	23	24	25
09:00	09:20	09:40	10:00	10:20	10:40	11:00
11:20	11:40	12:00	12:20	12:40	13:00	13:20
13:40	14:00	14:20	14:40	15:00	15:20	15:40
16:00	16:20	16:40	17:00	17:20	17:40	
18:00						